


PC-662



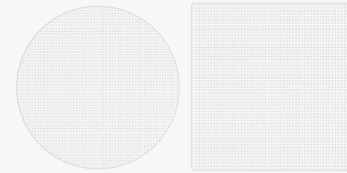
PC-662P




PC-682




PC-683



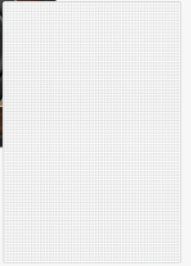
PC-664P



PL-664



PW-662



Loudspeaker system	2 way in-ceiling system. Infinite baffle	2 way point in-ceiling system. Infinite baffle	2 way in-ceiling system. Infinite baffle	3 way in-ceiling system. Infinite baffle	3 way point in-ceiling system. Infinite baffle. Openable integrated back box	3 way left/right/center-in-wall. Infinite baffle. Openable integrated back box	2 way in-wall. Infinite baffle. Openable integrated back box
Tweeter DAD™ driver	29 mm / 1.1"	29 mm / 1.1"	29 mm / 1.1"	29 mm / 1.1"	29 mm / 1.1"	29 mm / 1.1"	29 mm / 1.1"
Midrange	-	-	-	80 mm / 3.1"	80 mm / 3.1"	80 mm / 3.1"	-
Woofer/Midwoofer	165 mm / 6.5"	165 mm / 6.5"	200 mm / 8"	200 mm / 8"	2 x 165 mm / 6.5"	2 x 165 mm / 6.5"	165 mm / 6.5"
Crossover frequency Paracross Topology™	3,000 Hz	3,000 Hz	3,000 Hz	250 Hz and 3,000 Hz	250 and 1,650 Hz Switchable High-pass	250 and 1,650 Hz Switchable High-pass	3,000 Hz Switchable High-pass
Frequency response	45 -25,000 Hz	45 -25,000 Hz	40 -25,000 Hz	40 -25,000 Hz	40 – 25,000 Hz (rear open) 65 – 25,000 Hz (rear sealed)	40 – 25,000 Hz (rear open) 65 – 25,000 Hz (rear sealed)	45 – 25,000 Hz (rear open) 70 – 25,000 Hz (rear sealed)
Sensitivity (2.83v/1m)	90 dBSPL	90 dBSPL	90 dBSPL	90 dBSPL	92 dBSPL	90 dBSPL	88 dBSPL
Nominal impedance	4 Ω	4 Ω	4 Ω	4 Ω	4 Ω	4 Ω	4 Ω
Suggested amplifier power output (*)	40 – 200 Wrms without clipping	40 – 200 Wrms without clipping	40 – 200 Wrms without clipping	40 – 200 Wrms without clipping	40 – 200 Wrms without clipping	40 – 200 Wrms without clipping	40 – 200 Wrms without clipping
Frame outer	234 mm / 9.2"	265 mm / 10.4"	283 mm / 11.1"	283 mm / 11.1"	411 x 411 mm 16.1 x 16.1"	655 x 270 mm 25.7 x 10.6"	270 x 397 mm 10.6 x 15.6"
Cut out	208 mm / 8.19"	244 mm / 9.6"	257 mm / 10.1 "	257 mm / 10.1"	388 x 388 mm 15.3 x 15.3"	632 x 247 mm 24.8 x 9.7"	247 x 374 mm 9.7 x 14.7"
Depth behind surface	115 mm / 4.5"	172 mm / 6.8"	142 mm / 5.7"	142 mm / 5.7"	194 mm / 7.6"	113 mm / 4.5"	112 mm / 4.4"
Protrusion	10 mm / 0.40"	10 mm / 0.40"	13 mm / 0.51"	13 mm / 0.51"	10 mm / 0.40"	13 mm / 0.51"	13 mm / 0.51"
Included in the box	Bezel-Free round magnetic grille	Bezel-Free round magnetic grille	Bezel-Free round magnetic grille	Bezel-Free round magnetic grille	Bezel-Free square magnetic grille	Bezel-Free square magnetic grille	Bezel-Free square magnetic grilles
Included in the box	3,63 kg/8 lb - net 5,55 kg/12.2 lb - gross	3,83 kg/8.44 lb - net 6,35 kg/13.9 lb - gross	4,36 kg/9.6 lb - net 6,9 kg/15.2 lb - gross	4,56 kg/10 lb - net 7,1 kg/15.6 lb - gross	16,2 kg/35.7 lb - net 19,7 kg/43.4 lb - gross	12,32 kg/27.1 lb - net 16,1 kg/35.4 lb - gross	7,44 kg/16.4 lb - net 10,4 kg/22.9 lb - gross
Additional fittings	Bezel-Free square magnetic grille	Bezel-Free square magnetic grille	Bezel-Free square magnetic grille	Bezel-Free square magnetic grille	-	Premium Kit: - Natural wood front mask - String grille - Paintable frame	Premium Kit: - Natural wood front mask - String grille - Paintable frame
	Pre-mount kit	Pre-mount kit	Pre-mount kit	Pre-mount kit	-	-	-
Square grille Net Weight	0,32 kg/0.7 lb	0,44 kg/ 0.97 lb	0,44 kg/ 0.97 lb	0,44 kg/ 0.97 lb	-	-	-
Pre-mount Kit Net Weight	0,32 kg/0.7 lb	0,34 kg/ 0.74 lb	0,34 kg/ 74 lb	0,34 kg/ 0.74 lb	-	-	-
Premium Kit Net Weight	-	-	-	-	-	0,88 kg	0,55 kg